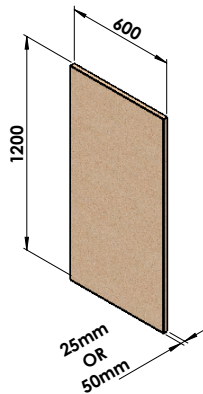


Quietstone Light - Wall Installation - Adhesive



Panels



Tools




4mm
Notched trowel

Recommended -
Ceresit CM 18
EasyFlex



1.



Use pallet or clean surface to store
panels prior to installation

2.



Mix CM18 using instructions on bag

3.



Apply CM18 to entire backside of
panel using 4mm trowel

4.




Lift and push against wall.
Slide panel to position into place

5.



Apply pressure for a
minimum of 4 seconds

6.



Continue to the next panel

OR