



Title: VOC Test Results

Product: Echo Eliminator (1" 3lb White)

Application: Acoustical Absorption

Testing Standard: CDPH Standard Method V1.2-2017

Test Date: September 21, 2018 to October 5, 2018

Why this test: This test identifies volatile organic compounds (VOCs), such as formaldehyde, released into the air by products. Samples are put into an environmental chamber and the air is tested at 11-, 12- and 14-days. VOC levels are then used to predict office and school room concentrations and then compared to maximum allowable levels.

Test Result Summary:

MODELING SCENARIO	RESULT (PASS/FAIL)	TVOC (mg m ⁻³)
Private Office (PO)	PASS	0.2
School Classroom (SC)	PASS	0.1

Test ID: 103632425GRR-002ar

Note: Product sampled from ASI warehouse and tested according to the CDPH standard.

ASI TEST RESULT DISCLAIMER

ASI makes every effort to ensure the accuracy and reliability of the information provided. Laboratory testing is conducted by independent testing organizations. ASI does not guarantee that field tests or independent tests will not vary.

©2019 ASI

ASI TEST REPORT

SCOPE OF WORK

Standard Method Version 1.2 for CDPH 01350 on Echo Eliminator

REPORT NUMBER

103632425GRR-002ar

ISSUE DATE

18-October-2018

REVISION DATE

22-October-2018

PAGES

14

DOCUMENT CONTROL NUMBER

Per GFT-OP-10 (6-March-2017)

© 2018 INTERTEK



TEST REPORT FOR ASI

Report No.: 103632425GRR-002ar

Date: 18-October-2018

P.O.: 00065831


Revision Date: 22-October-2018

Telephone: +1 616 656 7401
Facsimile: +1 616 656 2022
www.intertek.com

SECTION 1

CLIENT INFORMATION

Attention: Conor Cook
ASI
123 Columbia Court N
Chaska, MN 55318
Phone: (952) 466-8261
Email: ccook@acousticalsurfaces.com



Amanda Tongen
Project Engineer



Jesse Ondersma, Ph.D.
Project Reviewer

This report is for the exclusive use of Intertek's Client and is provided pursuant to the agreement between Intertek and its Client. Intertek's responsibility and liability are limited to the terms and conditions of the agreement. Intertek assumes no liability to any party, other than to the Client in accordance with the agreement, for any loss, expense or damage occasioned by the use of this report. Only the Client is authorized to permit copying or distribution of this report and then only in its entirety. Any use of the Intertek name or one of its marks for the sale or advertisement of the tested material, product or service must first be approved in writing by Intertek. The observations and test results in this report are relevant only to the sample tested. This report by itself does not imply that the material, product, or service is or has ever been under an Intertek certification program.

SECTION 2 SUMMARY AND CONCLUSION

Test Method: Standard Method Version 1.2 for CDPH 01350
Modeling Scenario: Private office (PO) and school classroom (SC)
Method Deviations: Testing performed without deviation unless noted below. The acetaldehyde blank was above $2.0 \mu\text{g m}^{-3}$. There is not expected to be an effect on testing.

DESCRIPTION OF SAMPLES

Manufacturer / Location: ASI / Chaska, MN
Product Name: Echo Eliminator
Product Number: Not Specified
Date of Manufacture: 19-September-2018
Date of Collection: 19-September-2018
Date of Shipment: 19-September-2018
Date Received by Lab: 20-September-2018
Date of Test Start and Duration: 21-September-2018 / 336 hours
As Received Sample Condition: Good Condition
Lab Sample ID: GRR180920000E

WORK REQUESTED/APPLICABLE DOCUMENTS

VOC Emissions Analysis: CDPH Standard Method v1.2
Intertek Quote: Qu-00901125

TEST RESULTS

MODELING SCENARIO	RESULT (PASS/FAIL)	TVOC (mg m^{-3})
Private Office (PO)	PASS	0.2
School Classroom (SC)	PASS	0.1

SAMPLE DISPOSITION

At the completion of testing, samples were disposed of in a routine manner.

SECTION 3

CDPH STANDARD METHOD V1.2

Date Received: 20-September-2018
Dates Tested: 21-September-2018 to 05-October-2018

DESCRIPTION OF SAMPLES:

Part Description: Acoustical Panel for Absorption
Material Submitted: Four (4) Recycled Fiber, Borax, and Boric Acid Panels

ACCEPTANCE CRITERIA:

Referencing: CDPH Standard Method v1.2, Table 4.1
LEED v4 - Low Emitting Materials
LEED v4 - TVOC Ranges: $\leq 0.5 \text{ mg m}^{-3}$
 $0.5 \text{ to } 5.0 \text{ mg m}^{-3}$
 $\geq 5.0 \text{ mg m}^{-3}$

TEST NOTES OR DEVIATIONS:

Testing performed without deviation unless noted below.

TEST SUMMARY:

The emissions testing was performed according to "Standard Method for the Evaluation of Volatile Organic Chemical Emissions from Indoor Sources using Environmental Chambers Version 1.2". A photograph of the tested sample is included herein. The sample was cut to an appropriate size to achieve the desired loading factor. The edges were sealed with aluminized tape. The sample was placed in conditioning in the chamber for 10 days with top and bottom surfaces exposed, before testing was initiated. Air samples were collected prior to the sample being placed in the test chamber (0 hours) and at 264, 288, and 336 hours after placement in the test chamber. Samples analyzed for individual VOCs and TVOC were collected on multi-sorbent tubes containing glass wool, Tenax TA 35/60 and Carbograph 5 TD 40/60. These VOC samples were analyzed by thermal desorption-gas chromatography/mass-spectrometry, TD-GC/MS. TVOC was calculated through integration of the chromatogram from n-pentane through n-heptadecane using toluene as a surrogate. Individual VOCs were calculated using calibration curves based on pure standards unless otherwise noted. Samples analyzed for low molecular weight aldehydes were collected on cartridges treated with 2,4-dinitrophenylhydrazine (DNPH). Low molecular weight aldehydes were analyzed using high performance liquid chromatography, HPLC.

RESULTS:

Table 1: Sample and Chamber Conditions during Test Period

PARAMETER		SYMBOL	VALUE	UNITS
Sample Dimensions	Length	-	0.248	m
	Width	-	0.255	m
	Thickness	-	-	m
Exposed Sample Surface Area		<i>A</i>	0.063	m ²
Chamber Volume		<i>V</i>	0.116	m ³
Chamber Loading Factor		<i>L</i>	0.54	m ² m ⁻³
Inlet Air Flow Rate		<i>Q</i>	0.116	m ³ h ⁻¹
Air Change Rate		<i>N_{ACH}</i>	0.99	h ⁻¹
Area Specific Flow Rate		<i>q_A</i>	1.83	m h ⁻¹
Chamber Pressure (Range)		<i>P</i>	16.2 (14.8-18.3)	Pa
Average Temperature (Range)		<i>T</i>	23.1 (23.0-23.2)	°C
Average Humidity (Range)		RH	50.0 (48.1-51.7)	% RH
Testing Duration		<i>t</i>	336	h

Table 2: Test chamber background VOC concentrations in µg m⁻³.

COMPOUND	CAS No.	<i>C₁₀</i>
Formaldehyde	50-00-0	1.0
TVOC	-	3.8

Table 3: Test chamber TVOC and formaldehyde concentrations in µg m⁻³.

COMPOUND	CAS No.	264 H	288 H	336 H
Formaldehyde	50-00-0	2.8	2.3	2.4
TVOC	-	88.5	78.9	77.3

Table 4: Test chamber TVOC and formaldehyde emission factors in µg m⁻² h⁻¹.

COMPOUND	CAS No.	264 H	288 H	336 H
Formaldehyde	50-00-0	3.4	2.4	2.5
TVOC	-	155	138	135

*BB – Below Blank

TEST REPORT FOR ASI

Date: 18-October-2018

Revision Date: 22-October-2018

Report No.: 103632425GRR-002ar

P.O.: 00065831

Individual emitted VOCs identified above the lower limits of quantitation are listed in Table 7; VOCs which are listed on chemical of concern lists or have CRELs are indicated.

The measured chamber concentrations and corresponding emission factors of identified individual VOCs and TVOCs are listed in Table 8.

In Tables 6, 8 and 9, emission factors were calculated using equation 3.1 in CDPH Standard Method V1.2:

$$EF_{Ai} = \frac{Q \times (C_{it} - C_{i0})}{A_c}$$

The inlet flow rate, Q ($\text{m}^3 \text{h}^{-1}$), is the measured flow rate of air into the chamber. The chamber concentration, C_{it} ($\mu\text{g m}^{-3}$), is the concentration of a target VOC_i, formaldehyde and other carbonyl compounds measured at time t . The chamber background concentration, C_{i0} ($\mu\text{g m}^{-3}$), is the corresponding concentration measured with the chamber operating without a test specimen. The exposed projected surface area of the test specimen in the chamber, A_c (m^2), is determined from the measurements made at the time of specimen preparation.

Table 5: VOCs detected above lower limits of quantitation in air samples at 336 hours.

VOC	CAS No.	SURROGATE ¹	CREL ² ($\mu\text{g m}^{-3}$)	CARB TAC ³	PROP 65 LIST ⁴
Formaldehyde	50-00-0		9	Yes	Yes
Toluene	108-88-3		300	Yes	No
Unknown	-	X	-	-	-
Butylated Hydroxytoluene	128-37-0	X	NA	No	No

¹Indicates which non-listed VOCs were quantified using surrogate compounds, all other compounds were quantified using pure compounds.

²Chronic Reference Exposure Level (CREL) as defined by California Office of Environmental Health Hazard Assessment.

³Substance is listed on California Air Resource Board's (CARB) Toxic Air Contaminant (TAC) identification list.

⁴Substance known to the state of California to cause cancer or reproductive toxicity according to California's Safe Drinking Water and Toxic Enforcement Act of 1986 (Proposition 65).

Table 6: Measured chamber concentrations and corresponding emission factors of individual VOCs listed in Table 4-1 of CDPH 01350 V1.2. at 336 hours.

VOC	CAS No.	CHAMBER CONCENTRATION ($\mu\text{g m}^{-3}$)	EMISSION FACTOR ($\mu\text{g m}^{-2} \text{h}^{-1}$)
Formaldehyde	50-00-0	2.4	2.5
Acetaldehyde	75-07-0	< 4.5	< 8.3
Vinyl acetate	108-05-4	< 0.4	< 0.7
Epichlorohydrin	106-89-8	< 0.2	< 0.4
Ethanol, 2-methoxy-, acetate	110-49-6	< 0.3	< 0.6
Isopropyl Alcohol	67-63-0	< 0.2	< 0.3
Ethene, 1,1-dichloro-	75-35-4	< 0.2	< 0.3
Methylene chloride	75-09-2	< 0.3	< 0.5
Carbon disulfide	75-15-0	< 0.5	< 0.9
Methyl tert-butyl ether	1634-04-4	< 0.5	< 0.9
n-Hexane	110-54-3	< 0.3	< 0.5
Trichloromethane (Chloroform)	67-66-3	< 0.3	< 0.5
Ethanol, 2-methoxy-	109-86-4	< 0.4	< 0.7
Ethane, 1,1,1-trichloro-	71-55-6	< 0.2	< 0.3
Benzene	71-43-2	< 0.3	< 0.5
Carbon Tetrachloride	56-23-5	< 0.2	< 0.4
2-Propanol, 1-methoxy-	107-98-2	< 0.2	< 0.4
Ethylene glycol	107-21-1	< 8	< 14.7
Trichloroethylene	79-01-6	< 0.2	< 0.3
1,4-Dioxane	123-91-1	< 0.2	< 0.3
Ethanol, 2-ethoxy-	110-80-5	< 0.4	< 0.7
Toluene	108-88-3	0.3	0.5
Formamide, N,N-dimethyl-	68-12-2	< 0.4	< 0.7
Tetrachloroethylene	127-18-4	< 0.2	< 0.3
Benzene, chloro-	108-90-7	< 0.2	< 0.3
Ethylbenzene	100-41-4	< 0.2	< 0.3
Xylene (-m, -p, & -o)	108-38-3, 95-47-6, 106-42-3	< 0.6	< 1.1
Styrene	100-42-5	< 0.1	< 0.2
2-Ethoxyethyl acetate	111-15-9	< 0.5	< 0.9
Phenol	108-95-2	< 0.5	< 0.9
Benzene, 1,4-dichloro-	106-46-7	< 0.1	< 0.2
Isophorone	78-59-1	< 0.2	< 0.3
Naphthalene	91-20-3	< 0.2	< 0.4

Table 7: Measured chamber concentrations and corresponding emission factors of identified individual VOCs and TVOC at 336 hours.

VOC	CAS No.	CHAMBER CONCENTRATION ($\mu\text{g m}^{-3}$)	EMISSION FACTOR ($\mu\text{g m}^{-2} \text{h}^{-1}$)
Unknown	-	5.4	10.0
Butylated Hydroxytoluene	128-37-0	46.8	85.7
TVOC	-	77.3	135

Exposure Scenario Modeling and Evaluation:

Estimated building concentrations for the private office and school classroom scenarios were calculated using equation 3.2a of CDPH Standard Method V1.2:

$$C_{Bi} = \frac{EF_{Ai} \times A_B}{Q_B}$$

The area specific emission rate EF_A at 336 hours (14 days) total exposure time is multiplied by the ratio of the exposed surface area of the installed material in the building, A_B (m^2), to the flow rate of outside ventilation air, Q_B ($\text{m}^3 \text{h}^{-1}$).

The modeling parameters used for private office and school classroom scenarios are listed in Table 10.

The modeled concentrations of identified individual VOCs for private office and school classroom scenarios are listed in Tables 11 & 12. Whether the modeled concentrations meet the maximum allowable concentration requirements specified in Table 4.1 of CDPH Standard Method V1.2 are also indicated.

Table 8: Standard modeling parameters for wallcovering.

PARAMETER	SYMBOL	VALUE	UNITS
Exposed Surface Area Installed in <i>Private Office (PO)</i>	A_B	33.4	m^2
Air flow rate of <i>Private Office (PO)</i>	Q_B	20.7	$\text{m}^3 \text{h}^{-1}$
Exposed Surface Area Installed in <i>Classroom (SC)</i>	A_B	94.6	m^2
Air flow rate of <i>Classroom (SC)</i>	Q_B	191	$\text{m}^3 \text{h}^{-1}$

Table 9: Projected concentrations of individual VOCs specified in Table 4-1 of CDPH 01350 V1.2.


VOC	CAS NO.	PROJECTED CONCENTRATION ($\mu\text{g m}^{-3}$)		CONC. LIMIT ($\mu\text{g m}^{-3}$)	RESULT Pass (P) /Fail (F)	
		PO	SC		PO	SC
Formaldehyde	50-00-0	4.1	1.3	9	P	P
Acetaldehyde	75-07-0	< 13.4	< 4.1	70	P	P
Vinyl acetate	108-05-4	< 1.2	< 0.4	100	P	P
Epichlorohydrin	106-89-8	< 0.6	< 0.2	1.5	P	P
Ethanol, 2-methoxy-, acetate	110-49-6	< 0.9	< 0.3	45	P	P
Isopropyl Alcohol	67-63-0	< 0.5	< 0.2	3,500	P	P
Ethene, 1,1-dichloro-	75-35-4	< 0.5	< 0.2	35	P	P
Methylene chloride	75-09-2	< 0.8	< 0.3	200	P	P
Carbon disulfide	75-15-0	< 1.5	< 0.5	400	P	P
Methyl tert-butyl ether	1634-04-4	< 1.4	< 0.4	4,000	P	P
n-Hexane	110-54-3	< 0.8	< 0.3	3,500	P	P
Trichloromethane (Chloroform)	67-66-3	< 0.9	< 0.3	150	P	P
Ethanol, 2-methoxy-	109-86-4	< 1.2	< 0.4	30	P	P
Ethane, 1,1,1-trichloro-	71-55-6	< 0.5	< 0.2	500	P	P
Benzene	71-43-2	< 0.8	< 0.2	1.5	P	P
Carbon Tetrachloride	56-23-5	< 0.6	< 0.2	20	P	P
2-Propanol, 1-methoxy-	107-98-2	< 0.7	< 0.2	3,500	P	P
Ethylene glycol	107-21-1	< 23.7	< 7.3	200	P	P
Trichloroethylene	79-01-6	< 0.5	< 0.2	300	P	P
1,4-Dioxane	123-91-1	< 0.5	< 0.1	1,500	P	P
Ethanol, 2-ethoxy-	110-80-5	< 1.2	< 0.4	35	P	P
Toluene	108-88-3	0.8	0.3	150	P	P
Formamide, N,N-dimethyl-	68-12-2	< 1.2	< 0.4	40	P	P
Tetrachloroethylene	127-18-4	< 0.5	< 0.2	17.5	P	P
Benzene, chloro-	108-90-7	< 0.5	< 0.2	500	P	P
Ethylbenzene	100-41-4	< 0.5	< 0.2	1,000	P	P
Xylene (-m, -p, & -o)	108-38-3, 95-47-6, 106-42-3	< 1.8	< 0.6	350	P	P
Styrene	100-42-5	< 0.4	< 0.1	450	P	P
2-Ethoxyethyl acetate	111-15-9	< 1.4	< 0.4	150	P	P
Phenol	108-95-2	< 1.5	< 0.5	100	P	P
Benzene, 1,4-dichloro-	106-46-7	< 0.4	< 0.1	400	P	P
Isophorone	78-59-1	< 0.5	< 0.1	1,000	P	P
Naphthalene	91-20-3	< 0.7	< 0.2	4.5	P	P

*Individual VOC of concern is below lower LOQ for modeled scenario.

Table 10: Projected concentrations of identified non-listed individual VOCs.

VOC	CAS NO.	PROJECTED CONCENTRATION ($\mu\text{g m}^{-3}$)		CONC. LIMIT ($\mu\text{g m}^{-3}$)	Result Pass (P) /Fail (F)	
		PO	SC		PO	SC
Unknown	-	16.1	4.9	-	-	-
Butylated Hydroxytoluene	128-37-0	138	42.4	-	-	-
TVOC _{Toluene}	-	217	66.7	-	-	-

PHOTOGRAPHS:



SECTION 4

FACILITIES AND EQUIPMENT:


GCMS

INSTRUMENTATION USED:	Markes TD-100 Thermal Desorption Agilent 7890A GC Agilent 5975C MS
COLUMN USED:	Agilent HP-Ultra 2 (GC)

HPLC

INSTRUMENTATION USED:	Agilent 1260 Infinity Series
COLUMN USED:	Poroshell 120 EC-C18

SECTION 5
CHAIN OF CUSTODY

 Total Quality. Assured.	Ship To:	Chain of Custody for Chemical Testing		
	Attn: VOC Laboratory	Intertek Quotation Number: Qu-00901125		
	4700 Broadmoor SE Suite 200	Purchase Order (enter Company and Number): ASI 65831		
	Kentwood, MI 49512 Phone: 616-656-7401			
Customer Information		Shipping Details		
Company: ASI	Packed & Shipped By: <i>Conor Cook</i>	Shipping Date: <i>9/19/18</i>		
Street Address: 123 Columbia Court N.	Shipping Date:	Carrier/Airbill Number:		
City/State/Postal code: Chaska, MN 55318	Carrier/Airbill Number:			
Country: USA	Requested Testing			
Contact Name & Title (for reporting): Conor Cook, Resource Specialist	Test to be performed: CDPH 01350 V1.2			
Contact Phone/Fax Numbers: 952-466-8261	Customer Request for Certification			
Contact E-mail Address: ccook@acousticalsurfaces.com	ETL Environmental VOC™ Certification: <input type="checkbox"/> YES	ETL Environmental VOC+™ Certification: <input checked="" type="checkbox"/> YES		
Financially Responsible Co.: Acoustical Surfaces Inc.	SCS's Indoor Advantage™ Certification: <input type="checkbox"/> YES	SCS's Indoor Advantage™ Gold Certification: <input type="checkbox"/> YES		
Manufacturer Information (If Different)		SCS's FloorScore® Certification: <input type="checkbox"/> YES		
Company:	Special Customer Instructions			
City/State/Country:				
Contact Name/Title:				
Phone Number/E-mail Address:				
Sample Details		Customer Authorizes Laboratory to Submit Copies of Test Reports To:		
Product Commercial Name*: Echo Eliminator	Contact:			
Product Commercial Part No.(if not part of the name)*:	Email Address:			
Manufacturer Sample Tracking ID: 01350V12-4	Organization:			
Date Manufactured*: <i>9-19-18</i>	Contact:			
Product Category & Use*: Acoustical Panel for absorption	Email Address:			
Sample Construction Materials*: Recycled Fiber, Borax, Boric Acid	Organization:			
Plant Name & Location*: ASI Peavey, Chaska, MN	Intertek Use Only			
Collection Location within Plant:	Condition of Shipping Package: <i>Good</i>			
Date & Time Collected*: <i>2:15 P</i>	Condition of Sample: <i>Good</i>			
Number of Sample Pieces*: 4	Sample ID: <i>GRR180920 CCOE</i>			
Sample Collected by*: Conor Cook	GIN: <i>6103632425</i>			
Phone/Fax Numbers*: 952.466.8261				
E-mail Address*: ccook@acousticalsurfaces.com				
Sample Handling*				
	Printed Name*	Signature*	Date*	Company*
Relinquished By:	<i>Conor Cook</i>	<i>Conor P. Cook</i>	<i>9-19-18</i>	<i>ASI</i>
Received by:	<i>Amanda Toyner</i>	<i>Amanda Toyner</i>	<i>9/21/18</i>	<i>Intertek</i>

SECTION 6
REVISIONS MADE TO TEST REPORT

INDEX	DATE	REVISION DESCRIPTION	REVISED BY	REVIEWED BY
-002a	18-October-2018	Initial Release.	Amanda Tongen <i>Amanda Tongen</i>	Jesse Ondersma <i>Jesse Ondersma</i>
-002ar	22-October-2018	Include only Office and Classroom Scenarios.	Amanda Tongen <i>Amanda Tongen</i>	Jesse Ondersma <i>Jesse Ondersma</i>